

LCM1U ■ 32-60" FLAT PANEL CEILING MOUNT


CEILING MOUNTS



FUSION® SERIES

FEATURES

- 1 REPEATABILITY**
Continuous tilt ranges with four set locking points to eliminate guess work when adjusting multiple screens.
- 2 ACCESSIBILITY**
Simple on/off connection for ease of installation and service.
- 3 CENTRIS® FINGERTIP TILT**
Effortlessly adjust display using Centris fingertip tilt technology.
- 4 SIMPLE & SECURE**
Tool free screen engagement with optional padlock security.
- 5 FLEXIBILITY**
Mount swivels to any preferred viewing angle.



SPECIFICATIONS

Available Late Fall 2012

Roll	±3°
Tilt	-20°, +5°
Yaw	360°
Max Mounting Pattern (H, W)	15.7 x 23.6" (400 x 600 mm)
Color	Black, Silver
Weight Capacity	125 lbs (56.7 kg) / screen

WHAT YOU NEED TO KNOW

ORDERING OPTIONS

For portrait option, order LCM1UP.

OTHER PRODUCT OPTIONS




PCM

42 - 71" Single Ceiling Mount with Angled Column



PCS

42 - 71" Flat Panel Ceiling Mount



PDC

42 - 71" Dual Ceiling Mount

CORPORATE APPLICATION




RECOMMENDED ACCESSORIES



FCA500 ■ Lower Component Shelf, 18" (457 mm)



FCA502 ■ Video Conferencing Shelf, Above



FCA515 ■ Med PC/DMP Storage Accessory

For a complete list of TV mount accessories see page **86**.